

Forum Name / H1

Jump into a conversation, or search for specific subjects or questions.

[Home](#) > [Previous Page](#) > [Another Previous Page](#) > [Current Page](#)

Topic Options

All Repo Topics < Previous Next >

Send email from Oozie Kill section Go to Solution

Labels Hadoop Concepts Hive Impala

 [pgraziti19678](#)  Mentor Superuser
Created on 02-17-2019 04:28 PM

Hello,

I would like to send an email in case an oozie workflow fails, i.e. from the "kill" section of the workflow. Is this possible? The documentation I found on oozie website only mentions the "message" element which simply writes to a log.

https://oozie.apache.org/docs/4.0.0/WorkflowFunctionalSpec.html#a3.1.3_Kill_Control_Node

Thanks, Martina

ATTACHMENTS

 filename1.zip
 filename.zip

Create a Support Case

Escalate

Reply



 1400 VIEWS  24 KUDOS  24 METOO

TAGS (4) Hadoop Concepts Hive Impala Lorem ipsum dolor it

[Add Tag](#)

1 Solution

Re: Send email from Oozie Kill section

 [JSmith9768](#)  Guru Cloudera Employee
Created on 02-17-2019 04:28 PM

Hey,




You can't have a kill action send an email. However, you can have your other actions change their kill to be an email action that sends the email and then the email action goes to a kill. Like:

```
<workflow-app name="shell-wf" xmlns="uri:oozie:workflow:0.4">
  <start to="shell"/>
  <action name="shell">
    <shell xmlns="uri:oozie:shell-action:0.1">
      <job-tracker>${jobTracker}</job-tracker>
      <name-node>${nameNode}</name-node>
      <configuration>
        <property>
          <name>mapred.job.queue.name</name>
          <value>${queueName}</value>
        </property>
      </configuration>
      <exec>shell.sh</exec>
      <file>shell.sh#shell.sh</file>
      </shell>
      <ok to="end"/>
      <error to="kill-email"/>
    </action>
    <action name="kill-email">
      <email xmlns="uri:oozie:email-action:0.1">
        <to>cconner@test.com</to>
        <cc>other-cconner@test.com</cc>
        <subject>WF ${wf:id()} failed</subject>
        <body>Shell action failed.</body>
      </email>
      <ok to="kill"/>
      <error to="kill"/>
    </action>
    <kill name="kill">
      <message>Action failed, error message ${wf:errorMessage(wf:lastErrorNode())}</message>
    </kill>
  </end name="end"/>
</workflow-app>
```

This is an HTML Code Block

```
<!DOCTYPE HTML PUBLIC "-//W3C//DTD HTML 4.01//EN" "http://www.w3.org/TR/html4/strict.dtd">
<html>
<head>
<meta http-equiv="Content-Type" content="text/html; charset=iso-8859-1">
<title>Example of HTML block level element</title>
</head>
<body>
<p>Lorem ipsum dolor sit amet, consectetur adipiscing elit. Vestibulum scelerisque mollis nisi, vel posuere nulla convallis non.</p>
<p>Aenean lacus ligula, suscipit a fringilla id, laoreet nec tortor. Fusce pharetra interdum mauris quis mollis.</p>
</body>
</html>
```

Reply

 1400 VIEWS  24 KUDOS  24 METOO

TAGS (4) Hadoop Concepts Hive Impala Lorem ipsum dolor it

[Add Tag](#)

Re: Send email from Oozie Kill section

 [DJWardner](#)  Super Mentor
Created on 02-17-2019 04:28 PM

Lorem ipsum dolor sit amet, consectetur adipiscing elit, sed do eiusmod tempor incididunt ut labore et dolore magna aliqua. Ut enim ad minim veniam, quis nostrud exercitation ullamco laboris nisi ut aliquip ex ea commodo consequat.

Accept as Solution

Reply

 1400 VIEWS  24 KUDOS  24 METOO

TAGS (4) Hadoop Concepts Hive Impala Lorem ipsum dolor it

[Add Tag](#)

Re: Send email from Oozie Kill section

 [DJWardner](#)  Super Mentor
Created on 02-17-2019 04:28 PM

Lorem ipsum dolor sit amet, consectetur adipiscing elit, sed do eiusmod tempor incididunt ut labore et dolore magna aliqua. Ut enim ad minim veniam, quis nostrud exercitation ullamco laboris nisi ut aliquip ex ea commodo consequat.

Accept as Solution

Reply

 1400 VIEWS  24 KUDOS  24 METOO

TAGS (4) Hadoop Concepts Hive Impala Lorem ipsum dolor it

[Add Tag](#)

Re: Send email from Oozie Kill section

 [DJWardner](#)  Super Mentor
Created on 02-17-2019 04:28 PM

Lorem ipsum dolor sit amet, consectetur adipiscing elit, sed do eiusmod tempor incididunt ut labore et dolore magna aliqua. Ut enim ad minim veniam, quis nostrud exercitation ullamco laboris nisi ut aliquip ex ea commodo consequat.

Accept as Solution

Reply

 1400 VIEWS  24 KUDOS  24 METOO

TAGS (4) Hadoop Concepts Hive Impala Lorem ipsum dolor it

[Add Tag](#)

Re: Send email from Oozie Kill section

 [DJWardner](#)  Super Mentor
Created on 02-17-2019 04:28 PM

Lorem ipsum dolor sit amet, consectetur adipiscing elit, sed do eiusmod tempor incididunt ut labore et dolore magna aliqua. Ut enim ad minim veniam, quis nostrud exercitation ullamco laboris nisi ut aliquip ex ea commodo consequat.

Accept as Solution

Reply

 1400 VIEWS  24 KUDOS  24 METOO

TAGS (4) Hadoop Concepts Hive Impala Lorem ipsum dolor it

[Add Tag](#)

Re: Send email from Oozie Kill section

 [DJWardner](#)  Super Mentor
Created on 02-17-2019 04:28 PM

Lorem ipsum dolor sit amet, consectetur adipiscing elit, sed do eiusmod tempor incididunt ut labore et dolore magna aliqua. Ut enim ad minim veniam, quis nostrud exercitation ullamco laboris nisi ut aliquip ex ea commodo consequat.

Accept as Solution



Reply

 1400 VIEWS  24 KUDOS  24 METOO

TAGS (4) Hadoop Concepts Hive Impala Lorem ipsum dolor it

[Add Tag](#)

Re: Send email from Oozie Kill section

 [JSmith9768](#)  Guru Cloudera Employee
Created on 02-17-2019 04:28 PM

Hey,




You can't have a kill action send an email. However, you can have your other actions change their kill to be an email action that sends the email and then the email action goes to a kill. Like:

```
<workflow-app name="shell-wf" xmlns="uri:oozie:workflow:0.4">
  <start to="shell"/>
  <action name="shell">
    <shell xmlns="uri:oozie:shell-action:0.1">
      <job-tracker>${jobTracker}</job-tracker>
      <name-node>${nameNode}</name-node>
      <configuration>
        <property>
          <name>mapred.job.queue.name</name>
          <value>${queueName}</value>
        </property>
      </configuration>
      <exec>shell.sh</exec>
      <file>shell.sh#shell.sh</file>
      </shell>
      <ok to="end"/>
      <error to="kill-email"/>
    </action>
    <action name="kill-email">
      <email xmlns="uri:oozie:email-action:0.1">
        <to>cconner@test.com</to>
        <cc>other-cconner@test.com</cc>
        <subject>WF ${wf:id()} failed</subject>
        <body>Shell action failed.</body>
      </email>
      <ok to="kill"/>
      <error to="kill"/>
    </action>
    <kill name="kill">
      <message>Action failed, error message ${wf:errorMessage(wf:lastErrorNode())}</message>
    </kill>
  </end name="end"/>
</workflow-app>
```

This is an HTML Code Block

```
<!DOCTYPE HTML PUBLIC "-//W3C//DTD HTML 4.01//EN" "http://www.w3.org/TR/html4/strict.dtd">
<html>
<head>
<meta http-equiv="Content-Type" content="text/html; charset=iso-8859-1">
<title>Example of HTML block level element</title>
</head>
<body>
<p>Lorem ipsum dolor sit amet, consectetur adipiscing elit. Vestibulum scelerisque mollis nisi, vel posuere nulla convallis non.</p>
<p>Aenean lacus ligula, suscipit a fringilla id, laoreet nec tortor. Fusce pharetra interdum mauris quis mollis.</p>
</body>
</html>
```

Reply

 1400 VIEWS  24 KUDOS  24 METOO

TAGS (4) Hadoop Concepts Hive Impala Lorem ipsum dolor it

[Add Tag](#)

Products

[Data Science Workbench](#)[SDX Technologies](#)[Enterprise Data Hub](#)[Analytic DB](#)[Operational DB](#)[Data Engineering](#)[Altus Cloud PaaS](#)

Solutions

[Drive Customer Insights](#)[Connect Products & Services \(IoT\)](#)[Protect Your Business](#)[Industry Solutions](#)[Solutions Gallery](#)

Downloads

[QuickStart VMs](#)[Cloudera Manager](#)[Cloudera Director](#)

More

[About](#)[News & Blogs](#)[Investor Relations](#)[Customers](#)[Events](#)[Careers](#)[Community Guidelines](#)[Community FAQs](#)

CLOUDERA

[Contact Us](#)

United States: +1 888 789 1488

Outside the US: +1 650 362 0488